

PODKŁADKI POD ZESPÓŁ CENTRUJĄCY

SHIM PLATES

M302-03



Materiał / Material

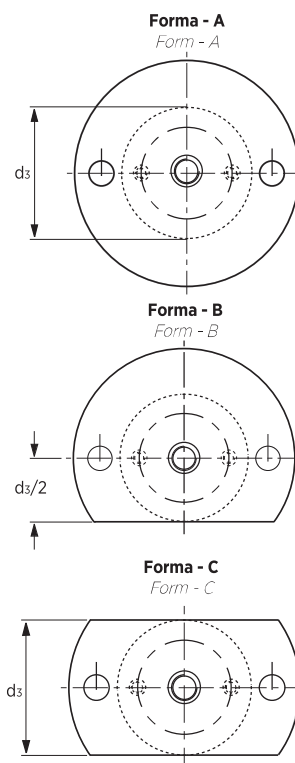
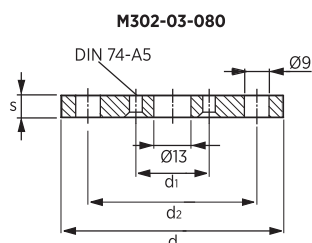
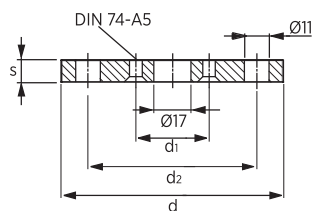
CK45

Jak zamówić / How to order

Symbol: M302-03-100-205

Inne wymiary na żądanie

Other dimensions on demand



Symbol	Forma Form	d	d1	d2	d3	s
M302-03-080-005	A	80	32	63	48	5
M302-03-080-055	A	80	32	63	48	5,5
M302-03-080-105	C	80	32	63	48	5
M302-03-080-155	C	80	32	63	48	5,5
M302-03-100-005	A	100	40,5	76	58	5,5
M302-03-100-010	A	100	40,5	76	58	10
M302-03-100-105	B	100	40,5	76	58	5,5
M302-03-100-110	B	100	40,5	76	58	10
M302-03-100-205	C	100	40,5	76	58	5,5
M302-03-100-210	C	100	40,5	76	58	10
M302-03-100-215	C	100	40,5	76	58	10,5
M302-03-120-005	A	120	50,5	96	78	5,5
M302-03-120-010	A	120	50,5	96	78	10
M302-03-120-105	B	120	50,5	96	78	5,5
M302-03-120-110	B	120	50,5	96	78	10
M302-03-120-205	C	120	50,5	96	78	5,5
M302-03-120-210	C	120	50,5	96	78	10
M302-03-120-215	C	120	50,5	96	78	10,5

Elementy transportowe, mocujące i złączne